

Junior Girls under 15 Slalom Results

Homologation: Ranking List

Bib	Name	Club	Categ.	Eliminacje	Overall
1	(1) Wozniak Idalia	SKILINE	-15 F	2,50/49	1000,00
2	(34) Grochowska Kinga	MOS	-15 F	2,00/49	984,62
3	(33) Polkowska Zuzanna	MOS	-15 F	5,00/43	707,69
4	(14) Konarska Patrycja	ZEFIR	-15 F	2,00/43	615,38
5	(43) Cyl Ewelina	SPARTA	-15 F	4,50/40	507,69
6	(56) Jaroszevska Izabela	JANSKI	-15 F	2,00/34	61,54
7	(57) Rochowiak Agata	XSKI	-15 F	1,00/34	30,77

Junior Boys under 15 Slalom Results

Homologation: Ranking List

Bib	Name	Club	Categ.	Eliminacje	Overall
1	(18) Gogola Wojciech	ZEFIR	-15 M	5,25/58/18.25	1000,00
2	(17) Kowalczyk Krzysztof	ZEFIR	-15 M	5,00/58/18.25	994,71
3	(2) Grzesiak Mateusz	SKILINE	-15 M	0,50/55/18.25	772,49
4	(35) Jaglewicz Krzysztof	MOS	-15 M	3,00/52	698,41
4	(38) Zawadzki Konrad	MOS	-15 M	3,00/52	698,41
6	(59) Srodkowski Jakub	SZLOT	-15 M	2,00/49	550,26
7	(40) Sibicki Jakub	MOS	-15 M	1,25/49	534,39
8	(65) Serafin Robert	SZKWiNW	-15 M	5,00/43	359,79
9	(64) Gebski Krzysztof	SZKWiNW	-15 M	3,00/43	317,46
10	(15) Siedlarski Jakub	ZEFIR	-15 M	2,50/40	179,89

Junior Girls under 19 Slalom Results

Homologation: Ranking List

Bib	Name	Club	Categ.	Eliminacje	Overall
1	(44) Rutkowska Malgorzata	SPARTA	-19 F	3,50/55/16.00	1000,00
2	(30) Kuzbiel Aleksandra	MOS	-19 F	2,00/52	737,86
3	(58) Styslo Klaudia	SZLOT	-19 F	4,00/46	543,69
4	(20) Otreba Anna	ZEFIR	-19 F	2,50/46	514,56
5	(31) Molenda Magdalena	MOS	-19 F	1,50/46	495,15
6	(3) Kusiak Ada	SKILINE	-19 F	5,00/43	446,60
7	(66) Leniec Katarzyna	SZKWiNW	-19 F	3,00/43	407,77
7	(32) Raczowska Izabela	MOS	-19 F	3,00/43	407,77

Junior Boys under 19 Slalom Results

Homologation: Ranking List

Bib	Name	Club	Categ.	Eliminacje	Overall
1	(45) Borysewicz Kamil	SPARTA	-19 M	5,00/58/13.00	1000,00
2	(39) Zawadzki Erwin	MOS	-19 M	2,00/58/16.00	769,23
3	(19) Swietek Pavel	ZEFIR	-19 M	3,50/58/18.25	700,00
4	(4) Oronowicz Jakub	SKILINE	-19 M	5,25/49	450,00
5	(69) Bieganski Sebastian	SZKWiNW	-19 M	5,00/46	353,85

Open Ladies Slalom Results

Homologation: Ranking List

Bib	Name	Club	Categ.	Eliminacje	Overall
1	(23) Mazurkiewicz Justyna	ZEFIR	Ope F	2,00/55/16.00	1000,00
2	(5) Smolen Agata	SKILINE	Ope F	3,00/55/18.25	900,00
3	(25) Gogola Anna	ZEFIR	Ope F	2,50/55/18.25	890,00
4	(24) Gogola Aleksandra	ZEFIR	Ope F	5,00/34	100,00
5	(22) Mos Anna	ZEFIR	Ope F	2,50/34	50,00

Open Men Slalom Results


Homologation: Ranking List

Bib	Name	Club	Categ.	Eliminacje	Overall
1	(27) Kazek Dawid	ZEFIR	Ope M	4,00/58/13.00	1000,00
2	(7) Bernatowicz Krzysztof	SKILINE	Ope M	3,00/58/13.00	984,38
3	(46) Rutkowski Jakub	SPARTA	Ope M	5,50/58/16.00	835,94
4	(29) Galinowski Jan	pzmwinw	Ope M	5,50/58/18.25	742,19
5	(28) Pieczonka Bartosz	XSKI	Ope M	4,00/58/18.25	718,75
6	(26) Gruca Marcin	ZEFIR	Ope M	1,50/58/18.25	679,69
7	(36) Andracki Dawid	MOS	Ope M	5,25/55/18.25	644,53
8	(61) Naorniakowski Marek	SLALOM	Ope M	4,50/55/18.25	632,81
8	(41) Szumski Seweryn	MOS	Ope M	4,50/55/18.25	632,81
10	(62) Naorniakowski Tomek	SLALOM	Ope M	2,50/52	507,81
11	(37) Ulanowicz Olaf	MOS	Ope M	5,50/37	85,94
12	(42) Kwapien Mariusz	MOS	Ope M	2,50/37	39,06

Senior 1 Men Slalom Results

Homologation: Ranking List

Bib	Name	Club	Categ.	Eliminacje	Overall
1	(63) Naorniakowski Jacek	SLALOM	Se1 M	2,00/52	1000,00
2	(68) Leniec Mariusz	SZKWINW	Se1 M	4,00/40	312,50
3	(67) Polgaj Piotr	SZKWINW	Se1 M	2,00/37	62,50

Chief Judge
Michail Padaliak

Homologator
Zasępa Jacek

Scorer
Grazyna Naorniakowska-Kolodziej


Junior Girls under 15 Tricks Results

Homologation: Ranking List

Bib	Name	Club	Categ.	Eliminacje	Finale	Overall
1	(1) Wozniak Idalia	SKILINE	-15 F	2040		1000,00
2	(14) Konarska Patrycja	ZEFIR	-15 F	1190		583,33
3	(57) Rochowiak Agata	XSKI	-15 F	430		210,78
4	(33) Polkowska Zuzanna	MOS	-15 F	380		186,27
5	(34) Grochowska Kinga	MOS	-15 F	260		127,45
6	(43) Cyl Ewelina	SPARTA	-15 F	160		78,43

Junior Boys under 15 Tricks Results

Homologation: Ranking List

Bib	Name	Club	Categ.	Eliminacje	Finale	Overall
1	(18) Gogola Wojciech	ZEFIR	-15 M	2950		1000,00
2	(2) Grzesiak Mateusz	SKILINE	-15 M	780		264,41
2	(17) Kowalczyk Krzysztof	ZEFIR	-15 M	780		264,41
4	(38) Zawadzki Konrad	MOS	-15 M	580		196,61
5	(35) Jaglewicz Krzysztof	MOS	-15 M	340		115,25
6	(40) Sibicki Jakub	MOS	-15 M	260		88,14
7	(16) Pekala Mateusz	ZEFIR	-15 M	210		71,19
8	(15) Siedlarski Jakub	ZEFIR	-15 M	140		47,46

Junior Girls under 19 Tricks Results

Homologation: Ranking List

Bib	Name	Club	Categ.	Eliminacje	Finale	Overall
1	(44) Rutkowska Malgorzata	SPARTA	-19 F	2750		1000,00
2	(20) Otreba Anna	ZEFIR	-19 F	660		240,00
3	(31) Molenda Magdalena	MOS	-19 F	420		152,73
4	(30) Kuzbiew Aleksandra	MOS	-19 F	400		145,45
5	(32) Raczkowska Izabela	MOS	-19 F	380		138,18

Junior Boys under 19 Tricks Results

Homologation: Ranking List

Bib	Name	Club	Categ.	Eliminacje	Finale	Overall
1	(19) Swietek Pavel	ZEFIR	-19 M	5100		1000,00
2	(45) Borysewicz Kamil	SPARTA	-19 M	2720		533,33
3	(4) Oronowicz Jakub	SKILINE	-19 M	1560		305,88
4	(39) Zawadzki Erwin	MOS	-19 M	1220		239,22
5	(69) Bieganski Sebastian	SZKWINW	-19 M	0		

Open Ladies Tricks Results

Homologation: Ranking List

Bib	Name	Club	Categ.	Eliminacje	Finały	Overall
1	(23) Mazurkiewicz Justyna	ZEFIR	Ope F	5580		1000,00
2	(22) Mos Anna	ZEFIR	Ope F	5510		987,46
3	(25) Gogola Anna	ZEFIR	Ope F	3910		700,72
4	(5) Smolen Agata	SKILINE	Ope F	1280		229,39
5	(24) Gogola Aleksandra	ZEFIR	Ope F	800		143,37

Open Men Tricks Results

Homologation: Ranking List

Bib	Name	Club	Categ.	Eliminacje	Finały	Overall
1	(27) Kazek Dawid	ZEFIR	Ope M	8180		1000,00
2	(7) Bernatowicz Krzysztof	SKILINE	Ope M	7220		882,64
3	(26) Gruca Marcin	ZEFIR	Ope M	5430		663,81
4	(29) Galinowski Jan	pzmwinw	Ope M	4470		546,45
5	(28) Pieczonka Bartosz	XSKI	Ope M	3710		453,55
6	(42) Kwapien Mariusz	MOS	Ope M	1980		242,05
7	(37) Ulanowicz Olaf	MOS	Ope M	1730		211,49
8	(46) Rutkowski Jakub	SPARTA	Ope M	1320		161,37
9	(62) Naorniakowski Tomek	SLALOM	Ope M	1070		130,81
10	(41) Szumski Seweryn	MOS	Ope M	1040		127,14
11	(36) Andracki Dawid	MOS	Ope M	580		70,90

Senior 1 Men Tricks Results

Homologation: Ranking List

Bib	Name	Club	Categ.	Eliminacje	Finały	Overall
1	(63) Naorniakowski Jacek	SLALOM	Se1 M	1220		1000,00

Chief Judge
Michail Padaliak

Homologator
Zasepa Jacek

Scorer
Grazyna Naorniakowska-Kolodziej


Junior Girls under 15 Jump Results

Homologation: Ranking List

Bib	Name	Club	Categ.	Eliminacje	Finały	Overall
1	(1) Wozniak Idalia	SKILINE	-15 F	18,6m	22,8m	1000,00
2	(43) Cyl Ewelina	SPARTA	-15 F	15,9m	17,5m	664,56
3	(34) Grochowska Kinga	MOS	-15 F	16,8m	17,3m	651,90
4	(33) Polkowska Zuzanna	MOS	-15 F	16,2m	15,8m	582,28

Junior Boys under 15 Jump Results

Homologation: Ranking List

Bib	Name	Club	Categ.	Eliminacje	Finały	Overall
1	(18) Gogola Wojciech	ZEFIR	-15 M	34,2m	36,1m	1000,00
2	(38) Zawadzki Konrad	MOS	-15 M	23,6m	27,2m	659,00
3	(17) Kowalczyk Krzysztof	ZEFIR	-15 M	22,8m	24,5m	555,56
4	(40) Sibicki Jakub	MOS	-15 M	18,1m	19,5m	363,98
5	(2) Grzesiak Mateusz	SKILINE	-15 M	14,0m	13,0m	153,26

Junior Girls under 19 Jump Results

Homologation: Ranking List

Bib	Name	Club	Categ.	Eliminacje	Finały	Overall
1	(44) Rutkowska Malgorzata	SPARTA	-19 F	29,8m	29,6m	1000,00
2	(31) Molenda Magdalena	MOS	-19 F	24,0m	23,5m	745,61
3	(30) Kuzbiel Aleksandra	MOS	-19 F	20,8m	22,2m	666,67
4	(32) Raczkowska Izabela	MOS	-19 F	17,9m	20,7m	600,88

Junior Boys under 19 Jump Results

Homologation: Ranking List

Bib	Name	Club	Categ.	Eliminacje	Finały	Overall
1	(45) Borysewicz Kamil	SPARTA	-19 M	49,3m	47,6m	1000,00
2	(39) Zawadzki Erwin	MOS	-19 M	43,6m	45,2m	895,67
3	(19) Swietek Pavel	ZEFIR	-19 M	32,0m	35,6m	651,40

Open Ladies Jump Results

Homologation: Ranking List

Bib	Name	Club	Categ.	Eliminacje	Finały	Overall
1	(25) Gogola Anna	ZEFIR	Ope F	31,2m	32,5m	1000,00
2	(5) Smolen Agata	SKILINE	Ope F	28,1m	29,9m	898,04
3	(22) Mos Anna	ZEFIR	Ope F	21,5m	24,2m	674,51
4	(23) Mazurkiewicz Justyna	ZEFIR	Ope F	19,6m	21,5m	568,63

Open Men Jump Results


Homologation: Ranking List


Bib	Name	Club	Categ.	Eliminacje	Finały	Overall
1	(29) Galinowski Jan	pzmwinw	Ope M	55,2m	55,7m	1000,00
2	(7) Bernatowicz Krzysztof	SKILINE	Ope M	51,7m	55,4m	993,44
3	(46) Rutkowski Jakub	SPARTA	Ope M	49,9m	50,8m	892,78
4	(41) Szumski Seweryn	MOS	Ope M	40,1m	44,4m	752,74
5	(28) Pieczonka Bartosz	XSKI	Ope M	40,1m	41,0m	678,34
6	(27) Kazek Dawid	ZEFIR	Ope M	40,3m		663,02
7	(36) Andracki Dawid	MOS	Ope M	36,8m		586,43
8	(26) Gruca Marcin	ZEFIR	Ope M	0,0m		

Senior 1 Men Jump Results

Homologation: Ranking List

Bib	Name	Club	Categ.	Eliminacje	Finały	Overall
1	(63) Naorniakowski Jacek	SLALOM	Se1 M	19,2m		1000,00

Chief Judge
Michail Padaliak

Homologator
Zasępa Jacek

Scorer
Grazyna Naorniakowska-Kolodziej


Junior Girls under 15 Overall Results

Bib	Name	Club	Categ.	Slalom	Tricks	Jump	Overall
1	(1) Wozniak Idalia	SKILINE	-15 F	1000,00	1000,00	1000,00	3000,00
2	(34) Grochowska Kinga	MOS	-15 F	984,62	127,45	651,90	1763,97
3	(33) Polkowska Zuzanna	MOS	-15 F	707,69	186,27	582,28	1476,24
4	(43) Cyl Ewelina	SPARTA	-15 F	507,69	78,43	664,56	1250,68

Junior Boys under 15 Overall Results

Bib	Name	Club	Categ.	Slalom	Tricks	Jump	Overall
1	(18) Gogola Wojciech	ZEFIR	-15 M	1000,00	1000,00	1000,00	3000,00
2	(17) Kowalczyk Krzysztof	ZEFIR	-15 M	994,71	264,41	555,56	1814,68
3	(38) Zawadzki Konrad	MOS	-15 M	698,41	196,61	659,00	1554,02
4	(2) Grzesiak Mateusz	SKILINE	-15 M	772,49	264,41	153,26	1190,16
5	(40) Sibicki Jakub	MOS	-15 M	534,39	88,14	363,98	986,51

Junior Girls under 19 Overall Results

Bib	Name	Club	Categ.	Slalom	Tricks	Jump	Overall
1	(44) Rutkowska Malgorzata	SPARTA	-19 F	1000,00	1000,00	1000,00	3000,00
2	(30) Kuzbiel Aleksandra	MOS	-19 F	737,86	145,45	666,67	1549,98
3	(31) Molenda Magdalena	MOS	-19 F	495,15	152,73	745,61	1393,49
4	(32) Raczkowska Izabela	MOS	-19 F	407,77	138,18	600,88	1146,83

Junior Boys under 19 Overall Results

Bib	Name	Club	Categ.	Slalom	Tricks	Jump	Overall
1	(45) Borysewicz Kamil	SPARTA	-19 M	1000,00	533,33	1000,00	2533,33
2	(19) Swietek Pavel	ZEFIR	-19 M	700,00	1000,00	651,40	2351,40
3	(39) Zawadzki Erwin	MOS	-19 M	769,23	239,22	895,67	1904,12

Open Ladies Overall Results

Bib	Name	Club	Categ.	Slalom	Tricks	Jump	Overall
1	(25) Gogola Anna	ZEFIR	Ope F	890,00	700,72	1000,00	2590,72
2	(23) Mazurkiewicz Justyna	ZEFIR	Ope F	1000,00	1000,00	568,63	2568,63
3	(5) Smolen Agata	SKILINE	Ope F	900,00	229,39	898,04	2027,43
4	(22) Mos Anna	ZEFIR	Ope F	50,00	987,46	674,51	1711,97

Open Men Overall Results


Bib	Name	Club	Categ.	Slalom	Tricks	Jump	Overall
1	(7) Bernatowicz Krzysztof	SKILINE	Ope M	984,38	882,64	993,44	2860,46
2	(27) Kazek Dawid	ZEFIR	Ope M	1000,00	1000,00	663,02	2663,02
3	(29) Galinowski Jan	pzmwinw	Ope M	742,19	546,45	1000,00	2288,64
4	(46) Rutkowski Jakub	SPARTA	Ope M	835,94	161,37	892,78	1890,09
5	(28) Pieczonka Bartosz	XSKI	Ope M	718,75	453,55	678,34	1850,64
6	(41) Szumski Seweryn	MOS	Ope M	632,81	127,14	752,74	1512,69
7	(26) Gruca Marcin	ZEFIR	Ope M	679,69	663,81		1343,50
8	(36) Andracki Dawid	MOS	Ope M	644,53	70,90	586,43	1301,86

Senior 1 Men Overall Eliminacje Results

Bib	Name	Club	Categ.	Slalom	Tricks	Jump	Overall
1	(63) Naorniakowski Jacek	SLALOM	Se1 M	1000,00	1000,00	1000,00	3000,00

Chief Judge

Michail Padaliak



Homologator

Zasępa Jacek



Scorer

Grazyna Naorniakowska-Kolodziej



Overall Team classification Team results

	Club	Name	Slalom	Tricks	Jump	Overall
1	ZEFIR		3994,71	4000,00	3269,52	11264,23
		Konarska Patrvcia	615.38	583.33		
		Siedlarski Jakub	179.89	47.46		
		Pekala Mateusz		71.19		
		Kowalczyk Krzysztof*	*994.71	264.41	528.93	
		Gogola Wojciech*	*1000.00	*1000.00	*1000.00	
		Swietek Pavel*	700.00	*1000.00	559.80	
		Otreba Anna	514.56	240.00		
		Mos Anna*	50.00	987.46	*599.17	
		Mazurkiewicz Justyna*	*1000.00	*1000.00	520.66	
		Gogola Aleksandra	100.00	143.37		
		Gogola Anna*	890.00	700.72	*1000.00	
		Gruca Marcin	679.69	663.81		
		Kazek Dawid*	*1000.00	*1000.00	*670.35	
2	SKILINE		3656,87	2452,93	2959,76	9069,56
		Wozniak Idalia*	*1000.00	*1000.00	*1000.00	
		Grzesiak Mateusz*	*772.49	*264.41	*165.29	
		Kusiak Ada	446.60			
		Oronowicz Jakub*	450.00	*305.88		
		Smolen Agata*	*900.00	229.39	*871.90	
		Bernatowicz Krzysztof*	*984.38	*882.64	*922.57	
3	SPARTA		3343,63	1773,13	3649,98	8766,74
		Cvl Ewelina*	*507.69	*78.43	*767.24	
		Rutkowska Malgorzata*	*1000.00	*1000.00	*1000.00	
		Borvewicz Kamil*	*1000.00	*533.33	*1000.00	
		Rutkowski Jakub*	*835.94	*161.37	*882.74	
4	MOS		3199,40	889,37	3238,50	7327,27
		Kuzbiel Aleksandra*	*737.86	145.45	605.26	
		Molenda Magdalena*	495.15	152.73	*745.61	
		Rackowska Izabela	407.77	138.18	478.07	
		Polkowska Zuzanna*	*707.69	186.27	*793.10	
		Grochowska Kinga*	*984.62	127.45	*844.83	
		Jadewicz Krzysztof	698.41	115.25		
		Andracki Dawid	644.53	70.90	592.92	
		Ulanowicz Olaf*	85.94	*211.49		
		Zawadzki Konrad*	698.41	*196.61	561.98	
		Zawadzki Erwin*	*769.23	*239.22	*854.96	
		Sibicki Jakub	534.39	88.14	334.71	
		Szumski Sewern	632.81	127.14	665.93	
		Kwapien Mariusz*	39.06	*242.05		
5	pzmwinw		742,19	546,45	1000,00	2288,64
		Galinowski Jan*	*742.19	*546.45	*1000.00	
6	XSKI		749,52	664,33	665,93	2079,78
		Pieczonka Bartosz*	*718.75	*453.55	*665.93	
		Rochowiak Agata*	*30.77	*210.78		
7	SZKWINW		1438,87			1438,87
		Gebski Krzysztof*	*317.46			
		Serafin Robert*	*359.79			
		Leniec Katarzyna*	*407.77			
		Biedanski Sebastian*	*353.85			
8	SLALOM		1140,62	130,81		1271,43
		Naorniakowski Marek*	*632.81			
		Naorniakowski Tomek*	*507.81	*130.81		
9	SZLOT		1093,95			1093,95
		Styslo Klaudia*	*543.69			
		Srodkowski Jakub*	*550.26			

2012-07-07 - 2012-07-08

	Club	Name	Slalom	Tricks	Jump	Overall
10	JANSKI	Jaroszewska Izabela*	61,54			61,54
			*61.54			

Chief Judge
Michail Padaliak



Homologator
Zasepa Jacek



Scorer
Grazyna Naorniakowska-Kolodziej

